



Original Article

ISSN : 2277-3657
CODEN(USA) : IJPRPM

GC-MS Analysis of Bioactive Compounds in Methanolic Extracts of Stem and Seed Samples of *Distimake* spp.

Ridhi Joshi^{1*}, Preeti Mishra¹, Rishikesh Meena¹, Vidya Patni¹

¹Lab no.13, Plant Pathology, Tissue Culture, and Biochemistry Laboratory, Department of Botany, University of Rajasthan, Jaipur, India.

*Email: ridhi.joshi316@gmail.com

ABSTRACT

The phytoconstituents of the plant are directly or indirectly linked to the medicinal and advantageous qualities of the genus and are essential to the plant's self-defense against a variety of biotic and abiotic challenges. Plant genera have been divided into subcategories depending on the presence of these compounds, such as medicinal, anti-inflammatory, anti-stomachic, anti-cancer, and anti-diarrhoeal. The Convolvulaceae family, which includes the genus *Distimake* formerly known as *Merremia*, is known for having high alkaloid content. The present investigation is centered on the identification and assessment of bioactive compounds from two distinct species in this genus—*Merremia aegyptia* (L.) Urb and *Merremia dissecta* (Jacq.) Hallier f.—using GC-MS analysis. *Distimake aegyptius* (L.) A.R. Simoes and Staples and *Distimake dissectus* (Jacq.) A.R. Simoes and Staples are the new names for these species. The highest peak area percentage was reported for 1,2,4 butane triol (26.84%) in *D. aegyptius* stem sample, 1,2- benzene dicarboxylic acid, dibutyl ester (48.17%) from *D. aegyptius* seed sample, 1,3,4,5-tetrahydroxy cyclohexane carboxylic acid (Quinic Acid) (20.35%) in *D. dissectus* stem sample and (3 β)-Ergost-5-en-3-ol (Campesterol) (18.19%), stigmasta-5,22-dien-3-ol (19.23%), and gamma sitosterol (24.56%) in the *D. dissectus* seed sample making it a good source of phytosterols. These phytosterols possess antioxidant, anti-cancerous, anti-inflammatory, anti-hypercholesterolemic, and antidiabetic properties. GC-MS results revealed that some common phytochemicals were found in both the *Merremia* species.

Keywords: Convolvulaceae, GC-MS, *Distimake aegyptius*, *Distimake dissectus*

INTRODUCTION

Distimake (formerly known as *Merremia* the family Convolvulaceae) genus consists of stunning and vibrant tubular/funnel blooms. It is commonly regarded as a roadside weed or grown as a subsistence ornamental among the medicinal plants found around the world. *Merremia* is a blooming plant of the Convolvulaceae family, which includes morning glory. A weedy tropical genus that spreads quickly across damaged regions. The family includes dodder, lovely garden plants like cornflowers, and weeds like *Convolvulus* and *Calystegia* that may be rather problematic. Certain parasite representatives have therapeutic uses also [1].

It is only lately that the tribe Merremieae has received official recognition [2]. A cpDNA analysis disproved the theory of its monophyletic origin. This phylum is composed of a modestly supported clade that includes the majority of *Merremia* species as well as clades including *Xenostegia*, *Hewittia*, and *Operculina* [3].

Recent classification developments in Simoes and Staples (2017), and Staples in WCVP (World Checklist of Selected Plant Families) (2020) indicate that various endemic species of Merremieae have been reclassified. Both species in this study, i.e. *Merremia aegyptia* (L.) Urb and *Merremia dissecta* (Jacq.) Hallier f. established in the

genus *Distimake* and reclassified as *Distimake aegyptius* (L.) A.R. Simoes and Staples and *Distimake dissectus* (Jacq.) A.R. Simoes and Staples [4, 5].

Plant description

- *Distimake dissectus*

Family: Convolvulaceae

Common Name: Alamo Vine, Noyau Vine

Synonyms: *Merremia dissecta*, *Ipomoea dissecta*, *Convolvulus dissectus*

Description: Rhizomes, runners, and seeds are the means of propagation for this white, perennial morning glory, which is native to tropical America. A hairy-stemmed herbaceous climber with wide leaves. Simple, alternating leaves with glabrous, 5-7 cm long petioles are present. The segmented, palmately lobed leaf blade has a maximum size of 4 × 6 to 8 × 12 cm. With five loose sepals, the blooms are mostly white and asymmetrical. One tubular flower with five corollas adjacent. The fruit is a 2 × 2 cm capsule with five valves that are forked. Blooming months include February, April, July, and September.

- *Distimake aegyptius*

Family: Convolvulaceae

Common Name: Egyptian Woodpecker, Hairy Starling, Hairy Morning Glory, Mochukodi in Tamil

Synonyms: *Ipomoea aegyptia*, *Convolvulus vitifolius*, *Merremia aegyptia*.

Description: The Egyptian woody plant is a creeper that blooms every year and has long, dispersed hairs. Penta foliate, alternating leaf form digitally. Leaflets are widely lanceolate, measuring 5–10 x 2–5 cm. The blooms have hairy cymes that resemble racemes. Funnel-shaped white flower with linear, 6–8 mm-long bracts. The leaves are ovate-lanceolate, elongated, enlarged in fruit, and densely hairy, with two inner leaves that are somewhat shorter and hairless. Five stamens with hairy filaments. The capsules are long, oval, papery, four-chambered, four-valved, and covered in silky sepals. The seeds are four, glabrous, and shiny. Flowers: December to March.

A molecular level identification and separation of chemical mixtures is achieved using a gas chromatography-mass spectrometer. It is an analytical instrument for determining and examining a sample's unknown molecular weight. By analyzing and contrasting the spectra with the reference, one may identify the unknown organic molecule present in the complex combination [6].

GC-MS analysis in other species of *Merremia* such as *M. emarginata* and *M. tridentata* have also been reported by various researchers indicating the presence of useful metabolites in them. D-Mannitol, 9,12,15-Octadecatrienoic acid, Caryophyllene oxide, Phytol, Octadecanoic acid, Methyl stearidonate, Eicosanoic acid, Gamolenic Acid, Beta-Tocopherol, Stigmasterol, Beta-Sitosterol, DL-alpha-Tocopherol have been reported in ethyl acetate extract of *M. emarginata* [7], whereas the major phytoconstituents reported in methanolic extract of roots of *M. tridentata* were Dodecanoic acid, Tetra decanoic acid, Hexadecanoic acid, Hepta decanoic acid, 16-methyl, methyl ester, etc. [8]. *M. dissecta* seed oil was analyzed by GC-MS revealing the presence of methyl stearate (13.12%); 9-Hexadecenoic acid, methyl ester (23.04%); 12-Octadecadienoic acid, methyl ester (32.78%); and 9-Octadecenoic acid, methyl ester (22.04%) as major constituents [9].

This research was conducted to determine possible bioactive components in *M. aegyptia* and *M. dissecta* using GC-MS.

MATERIALS AND METHODS

- *Preparation of extracts*

Samples of the test plants' fully grown stems and seeds were gathered, and then dehydrated in the shade. After the material had dried, it was ground into a powder and 10 grams of Soxhlet extract was extracted in 100 milliliters of 95% methanol in a water bath for a whole day. Following that, the methanolic extracts were concentrated.

- *GC-MS analysis*

This was accomplished by employing a TD 20 thermal extractor and a Shimadzu QP-2010 plus thermal desorption system. There were polar and non-polar phytocomponents in the plant extracts. Each extract was utilized in 2 µl quantity for the GC/MS analysis [10].

- *GCMS conditions*

Column size: 30 m × 0.25 mm ID × 0.25 µm, Film thickness: 0.25 µm, composed of 5 MS (5% diphenyl/ 95% dimethyl polysiloxane), Carrier gas: helium gas (99.999%) at constant flow rate 1 ml/min. Injection volume: 2 µl with 10:1 split ratio, Initial injector temperature: 280 °C, Ion source temperature: 200 °C, 110 °C was the initial

Oven temperature. This was gradually increased at a rate of 10 °C/min to 200 °C, after that at a rate of 5 °C/min at 280 °C. The session was completed with the temperature kept at 280 °C isothermally. The run time of each sample was 45 minutes.

- *Mass spectrum interpretation*

The National Institute of Standards and Technology (NIST) database was consulted after a comparison between the fragmentation patterns of the mass spectra and the database patterns and the retention indices of each component.

RESULTS AND DISCUSSION

The two plant species of the *Distimake* genus are endowed with extremely potent metabolites. Their well-established anti-inflammatory, anti-diabetic, and anti-hypercholesterolemic properties can be further used to extract their active metabolites.

Spectrophotograms were produced for each sample after GC-MS analysis of stem and seed samples of *D. aegyptius* and *D. dissectus* were carried out. In the methanolic stem extract of *D. aegyptius*, the spectrogram revealed 27 compounds and 29 distinct peaks in the seed; in the methanolic stem extract of *D. dissectus*, the spectrogram revealed 29 components and 20 components in the seed. As phytoconstituents, these species exhibited the presence of tannins, alkaloids, flavonoids, phenols, sugars, steroids, fatty acids, amino acids, vitamins, and others. **Table 1** represents the common names of a few important compounds isolated from these species. Certain common phytochemicals were also detected in both *Merremia* species, according to the obtained GC-MS data.

Table 1. Some common names/ Scientific names of compounds isolated from these plant species

1	1,2-Benzene dicarboxylic acid, dibutyl ester	Dibutyl Phthalate
2	1,3,4,5-Tetrahydroxy-cyclohexane carboxyl	Quinic acid
3	Dodecanoic acid, methyl ester	Lauric acid
4	9,12-Octadecadienoic acid	Linoleic acid
5	n-hexa decanoic acid	Palmitic acid
6	Stigmast-5-en-3-ol, (3-beta)	Y-Sitosterol, clionasterol
7	1-(+)-Ascorbic acid-2, 6-dihexadecanoate	L-Ascorbyl 2, 6-dipalmitate

The highest peak area and area percentage of 1,2,4-butanediol (26.84%) were obtained in the stem sample, 1,2-benzene dicarboxylic acid dibutyl ester (dibutyl phthalate) (48.17%) in the *D. aegyptius* seed sample, while 1,3,4,5-tetrahydroxy-cyclohexanecarboxyl (quinic acid) (11.88%) in stem extract, sitosterol (24.56%) in *D. dissectus* seeds (**Figures 1a, 1b, 2a, 2b and Tables 2-5**).

1,2,4 Butanetriol is a precursor of two recognized medications that decrease cholesterol. With its antibacterial, antiviral, candidicidal, and hypercholesterolemic qualities, decanoic acid (also known as Lauric acid) has prospective uses in the cosmetics sector it also possesses antibacterial qualities and is utilized in soaps.

Numerous actions, including antioxidant, 5-alpha reductase inhibitory, hemolytic, antifibrinolytic, antibacterial, nematocidal, and hypocholesterolemic, have been found for hexadecanoic acid methyl ester.

Quinic acid is an astringent substance that is also utilized in the production of the medication oseltamivir, which is used to treat influenza A and B [11].

Although 1,2-Benzenedicarboxylic acid dibutyl ester, or dibutyl phthalate (DBP), is a significant plasticizer that improves the usability of PVC and effectively prevents scrub typhus, its use in cosmetics is prohibited in the European Union by Directive 76/768/EEC of 1976 due to DBP's potential endocrine disruptor status [12-14].

9-Octadecenoic Acid, Methyl Ester (Oleic Acid, Methyl Ester) has a preventive anti-inflammatory character against cancer, it is also the main component of biodiesel.

9-Octadecenamide has anti-inflammatory and antibacterial properties; it is used to treat mood, sleep, and depression problems regulated by cannabinoids [15]. Stigmasterol is recognized for its anti-inflammatory, hypoglycemic, antioxidant, thyroid-inhibiting, and pro-inflammatory properties. It may also help prevent breast, colon, prostate, and ovarian cancers. Antiretroviral, antihypertensive, antidiabetic, and antineoplastic properties [16, 17]. Anti-inflammatory, anti-arthritis, anti-androgenic, hypocholesterolemic, hepatoprotective, nematocidal, 5-alpha-reductase inhibitory, antihistamine, anticoronary, insecticidal, anti-eczematic, and anti-acne properties are exhibited by the (z,z)-methyl ester of 9,12-octadecadienoic acid.

Cosmetics, soaps, and industrial mould separators are all made with palmitic acid [18]. Methyl hexadecanoic acid, also known as methyl palmitate or hexadecanoate methyl ester showed anti-inflammatory, antifibrotic activity, and the highest antimicrobial efficacy against clinically pathogenic bacteria.

9, 12, 15-Octadecatrienoic acid- anti-inflammatory, preventive against cancer, hepatoprotective, antioxidant. Octadecanoic acid has antifungal, antitumor, antibacterial activity [19].

1-(+)-Ascorbic-2, 6-dihexadecanoate acid has antioxidant, cardioprotective, anticancer, and taste effects. It also acts against infertility [20].

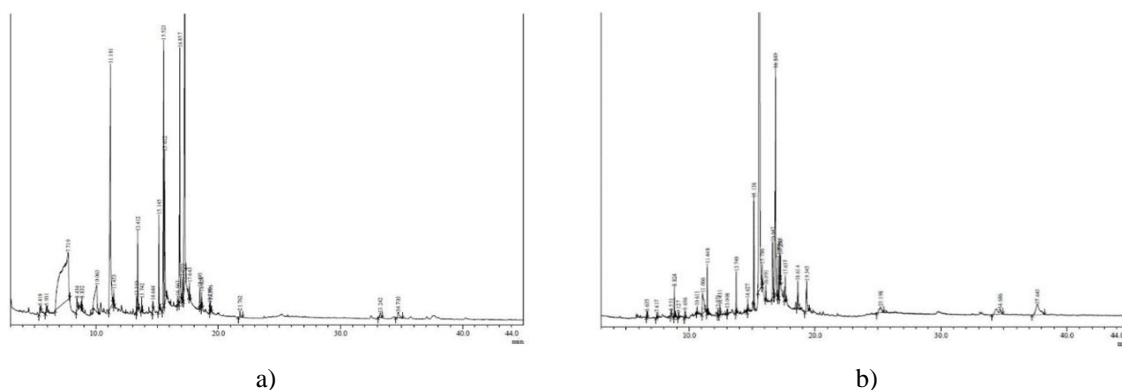


Figure 1. GC-MS Spectrogram of a) *D. aegyptius* stem b) *D. aegyptius* seed

Table 2. Compounds detected in GC-MS analysis of *D.aegyptius* stem

Peak#	Name	Retention time	Area (%)
1	Octanoic acid	5.418	0.37
2	1,2-Benzenediol	5.931	0.34
3	1,2,4-Butanetriol	7.719	26.84
4	Decanoicacid	8.434	0.61
5	1-Hexadecene	8.832	0.17
6	6, 6-Dideutero-nonen-1-ol-3	10.063	4.49
7	Dodecanoicacid	11.181	16.28
8	1-Octadecanol	11.453	0.34
9	4-((1e)-3-Hydroxy-1-propenyl)-2-methoxy phenol	13.310	0.43
10	Tetradecanoic acid	13.412	2.29
11	1-Octadecene	13.742	0.28
12	1, 2-Benzene dicarboxylic acid, diisononyl ester	14.644	0.30
13	Hexadecanoic acid, methyl ester	15.145	2.28
14	1-(+)-Ascorbic acid 2, 6-dihexadecanoate	15.523	9.04
15	1, 2-Benzene dicarboxylic acid, dibutyl ester	15.612	6.55
16	13-Hexyloxacyclotridec-10-en-2-one	16.663	0.28
17	9-Octadecenoic acid, methyl ester	16.857	8.46
18	Methyl stearate	17.070	0.45
19	6-Octadecenoic acid, (z)-	17.245	16.83
20	8, 11-Octadecadienoic acid, methyl ester	17.643	0.60
21	1, 3-Cyclohexadecanedione, 6-nitro-	18.493	0.56
22	9-Octadecenoic acid, 12-hydroxy-, methyl ester, [r-(z)]-	18.624	0.52
23	Methoxyethyl acetyl ricinoleate	19.290	0.20
24	9-Octadecenamide, (z)-	19.356	0.23
25	1, 2-Benzene dicarboxylic acid	21.762	0.24
26	Stigmasta-5,23-Dien-3-ol,(3.beta.)-	33.242	0.42

27	Stigmast-5-en-3-ol,(3.beta.)-	34.703	0.60
			100.00

Table 3. Compounds detected in GC-MS Analysis of *D. aegyptius* Seed

Peak#	Name	Retention time	Area (%)
1	Cyclohexane, octyl-	6.635	0.24
2	2-Undecanone	7.417	0.19
3	1, 7-Dimethyl-4-(1-methyl ethyl) cyclo decane	8.551	0.11
4	1-Tetradecene	8.824	0.99
5	Cyclohexane, 1,2,4,5-tetramethyl-, (1.alpha.,2.alpha.,4.alpha.,5.alpha.)-	9.127	0.21
6	Cyclo hexane, octyl-	9.656	0.22
7	Dodecanoic acid, methyl ester	10.611	0.18
8	Dodecanoic acid	11.066	3.12
9	1-Octadecene	11.448	1.56
10	Cyclohexane, decyl-	12.273	0.14
11	8-Pentadecanone	12.431	0.21
12	Methyl tetradecanoate	13.008	0.17
13	1-Octadecene	13.740	1.24
14	8-Pentadecanone	14.627	0.43
15	Hexadecanoic acid, methyl ester	15.138	3.45
16	1,2-Benzene dicarboxylic acid, dibutyl ester	15.539	48.17
17	Eicosyl trifluoroacetate	15.786	0.58
18	Isopropyl palmitate	16.091	0.43
19	13-Hexyloxacyclotridec-10-en-2-one	16.647	4.42
20	9-Octadecenoic acid (z)-, methyl ester	16.849	15.21
21	Methyl stearate	17.066	1.38
22	Heptadecene-(8)-carboxylic acid-(1)	17.185	1.63
23	9,12-Octadecadienoic acid (z,z)-, methyl ester	17.250	0.84
24	8,11-Octadecadienoic acid, methyl ester	17.637	1.75
25	9-Octadecenoic acid, 12-hydroxy-, methyl ester, (z)- (ricinolsaeuremet)	18.614	1.97
26	9-Octadecenamide, (z)-	19.345	2.78
27	Octadeca-9,12-dienoic acid methyl ester	25.198	1.33
28	Stigmast-5-en-3-ol, (3.beta.)-	34.686	2.51
29	Octadeca-9,12-dienoic acid methyl ester	37.643	4.54
			100.00

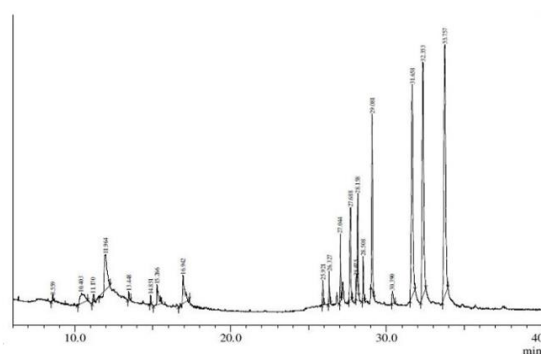
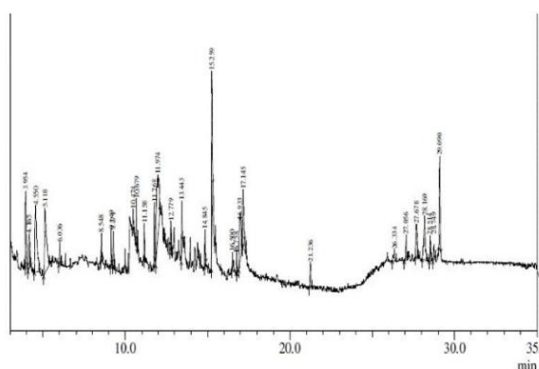
**Figure 2.** GC-MS Spectrogram of a) *D. dissectus* stem and b) *D. dissectus* seed

Table 4. Compounds detected in GC-MS analysis of *D. dissectus* stem

Peak#	Name	Retention time	Area (%)
1	4H-Pyran-4-one, 2,3-dihydro-3,5-dihydroxy-6-methyl-	5.076	8.18
2	Acetic acid,(1-methyl ethoxy)-,1-methyl ethyl ester	7.188	8.00
3	Tridec-1-ene<n->	8.537	0.95
4	Caryophyllene<(e)->	9.141	1.99
5	2-Nor pinene,2,6-dimethyl-6-(4-methyl-3-pentenyl	9.265	2.15
6	1,3-Propanediol,2-(hydroxymethyl)-2-nitro-	9.815	4.38
7	Isoamyl nitrite	10.276	1.39
8	Mentha-1(7),8-diene<p->	10.642	0.65
9	1-Hexadecene	11.149	1.73
10	Eudesmol<epi-gamma->	11.764	1.33
11	1,3,4,5-Tetrahydroxy-cyclohexane carboxyl	11.969	20.35
12	Hexadecanol<n->	13.435	1.31
13	7-Oxabicyclo[4.1.0]heptane, 1,3,3-trimethyl-2-(3-methyl-1,3-butadienyl)-, [1.alpha.,2.beta.(e),6.alpha.]-(.+.-)-	14.217	0.93
14	Docosanoic acid,methyl ester	14.835	2.65
15	N-hexadecanoic acid	15.254	18.91
16	1-Heneicosanol	15.476	0.56
17	9,12-Octadecadienoic acid(z,z)-	16.908	7.20
18	9,12,15-Octadecatrienoic acid,(z,z,z)-	16.975	4.12
19	Octadecanoic acid	17.130	6.61
20	1,2-Benzene dicarboxylic acid,diisooctyles	21.220	1.12
21	1,3,7,11-Tridecatetraene-1,1-d2,4,8,12-trimethyl	25.179	0.41
22	2-Isopropyl-5-methyl cyclohexyl 3-methyl-4-methylene cyclopentane carboxylate	28.719	0.55
23	Cyclopentane carboxylic acid, 3-methyl-4-methylene-, menthyl ester	31.639	0.86
24	Benzene, 1-(4'-pentyl[1,1'-bicyclohexyl]-4-yl)-4-(4-propyl cyclohexyl)-, [trans[trans(trans)]]-	32.326	1.20
25	(-)-5-Oxatricyclo[8.2.0.0(4,6)]dodecane,,12-trim	33.693	2.48
			100.00

Table 5. Compounds Detected in GC-MS Analysis of *D. dissectus* Seed

Peak#	Name	Retention time	Area (%)
1	1-Undecene, 9-methyl-	8.559	0.15
2	1,6-Anhydro-beta-D-glucopyranose	10.403	2.38
3	9-Methyl-1-undecene	11.170	0.25
4	1,3,4,5-Tetrahydroxy-cyclohexane carboxylic acid	11.964	4.84
5	1-Heptanol, 3-methyl- \$\$ 3-methyl-1-heptanol	13.448	0.30
6	Undecanoic acid, methyl ester	14.851	0.20
7	Hexadecanoic acid	15.266	1.84
8	9,12-Octadecadienoic acid (z,z)-	16.942	2.52
9	3-Bromocholest-5-ene#	25.921	1.04
10	Stigmasterol	26.327	1.22
11	Cholest-5-en-3-ol(3.beta.)-,carbonochloridate	27.044	2.52
12	3-Bromocholest-5-ene#	27.688	5.42
13	Cholesta-2,4-diene \$\$ 17-(1,5-dimethyl-hexyl)-10,13-dimethyl-6,7,8,9,10,11,12,13,14,15,16,17-dodecahydro-1h-cyclopenta	28.075	0.34
14	Stigmasta-5,22-dien-3-ol,acetate,(3.beta.)-	28.158	3.45
15	3-Bromocholest-5-ene#	28.508	1.90

16	Cholest-5-en-3-ol(3.beta.)-, carbonochloridate	29.081	8.83
17	26,26-Dimethyl-5,23-ergostadien-3beta-ol	30.390	0.81
18	Ergost-5-en-3-ol, (3beta)-	31.658	18.19
19	Stigmasta-5,22-e-dien-3-ol	32.353	19.23
20	Gamma-sitosterol	33.757	24.56
			100.00

CONCLUSION

All these bioactives identified from these species have possible economic, pharmaceutical, or medicinal importance and therefore these species can be recommended as phytopharmaceuticals. Some of the important compounds that were identified are dibutyl phthalate, sitosterols, lauric acid, palmitic acid, ascorbic acid, quinic acid, and hexadecenoic acid have multiple benefits. This type of GC-MS analysis will also help to understand the active ingredient nature in these two medicinal plants and would be useful for further detailed analyses.

ACKNOWLEDGMENTS: I would like to acknowledge the JNU-AIRF facility for providing the GC-MS result and would also like to thank the Department of Botany, University of Rajasthan for providing the necessary facilities for the experiment.

CONFLICT OF INTEREST: None

FINANCIAL SUPPORT: I am thankful to UGC for providing a Senior Research Fellowship that helped in conducting this study.

ETHICS STATEMENT: None

REFERENCES

- O'Neill AR, Rana SK. Ethnobotanical analysis of parasitic plants (Parijibi) in the Nepalese Himalayas. *J Ethnobiol Ethnomed.* 2019;12(14):14.
- Austin DF. Parallel evolution in the Convolvulaceae. In: Mathews P, Sivadasan M eds. Biodiversity and taxonomy of tropical flowering plant. Calicut, Mentor Books. 1998;1:201-34.
- Stefanović S, Krueger L, Olmstead RG. Monophyly of the Convolvulaceae and circumscription of their major lineages based on DNA sequences of multiple chloroplast loci. *Am J Bot.* 2002;89(9):1510-22.
- Tamboli AS, Dalavi JV, Kadam SK, Yadav SR, Govindwar SP, Simoes AR. New molecular phylogenetic evidence for Indian endemic species of the tribe Merremieae, Convolvulaceae. *Plant Biosyst.* 2022;156(2):440-9.
- Mwanga Mwanga IJCM, Sosef MSM, Simões ARG. Flore d'Afrique Centrale (Zaire - Rwanda - Burundi), n.s., Convolvulaceae: 2022; 1-252. Jardin Botanique National de Belgique, Meise. [Cited as *Distimake aegyptius*]
- Hites RA. Gas chromatography-mass spectrometry. Handbook of instrumental techniques for analytical chemistry. 1997;1:609-25.
- Janaki C, Prabhu K, Muduganti R, Mudiganti RKR, Venkata R, Shruti D, et al. The GC MS analysis of ethyl acetate extract of *Merremia emerginata* Burm. F (*Ipomoea reniformis*). *Indian J Nat Sci.* 2021;12(67):33638-46.
- Thirunavukkarasu K, Rajkumar P, Selvaraj S, Kumaresan S. Spectroscopic identification and GC-MS analysis of *Merremia tridentata* roots for anti-diabetic and anti-bacterial drug identification. *Int J TechnoChem Res.* 2016;2(3):165-8.
- Abdel Karim M, Khalid E, Inas OK. GC-MS analysis, antimicrobial and antioxidant activity of Sudanese *Merremia dissecta* (Convolvulaceae) oil. *Pharm Chem J.* 2021;8(1):140-5.
- Kubmarawa D, Ajoko GA, Enwerem NM, Okorie DA. Preliminary phytochemical and antimicrobial screening of medicinal plants of Nigeria. *Afr J Biotechnol.* 2007;6(14):1690-6.
- Achille B, Simonetta B, Carmela DR, Paolo M, Gian PP, Vinicio Z. D(-)-quinic acid: The Chiron business for natural product synthesis. *Tetrahedron: Asymmetry.* 1997;8:3515-45.

12. "National Report on Human Exposure to Chemicals in the Environment". Centers for Disease Control and Prevention, US Department of Health and Human Services. 2022.
13. EU Council Directive 76/768/EEC of 27 July 1976 on the approximation of the laws of the Member States relating to cosmetic products.
14. EU COSING Annex II, SUBSTANCES PROHIBITED IN COSMETIC PRODUCTS [2017]- Ref: II/675. Available from: <https://echa.europa.eu/cosmetics-prohibited-substances>
15. Methods of treating anxiety and mood disorders with oleamide. US Patent 6359010 2011-06-12 at the Wayback Machine. 2013. Available from: <https://patents.google.com/patent/US6359010B1/en>
16. Cabral CE, Klein MR. Phytosterols in the treatment of hypercholesterolemia and prevention of cardiovascular diseases. *Arq Bras Cardiol.* 2017;109(5):475-82.
17. Bakrim S, Benkhaira N, Bourais I, Benali T, Lee LH, El Omari N, et al. Health benefits and pharmacological properties of stigmasterol. *Antioxidants (Basel).* 2022;11(10):1912.
18. Carta G, Murru E, Banni S, Manca C. Palmitic acid: Physiological role, metabolism and nutritional implications. *Front Physiol.* 2017;8:902.
19. Mazumder K, Nabila A, Aktar A, Farahnaky A. In vitro and in vivo bioactive variability and antioxidant activity of raw and processed flours of nine cultivars of an Australian lupine species: A complex nature. *Antioxidants (Basel).* 2020;9(4):282.
20. Kadam D, Lele SS. Extraction, characterization, and bioactive properties of *Nigella sativa* seed cake. *J Food Sci Technol.* 2017;54(12):3936-47.